

JOSKIN

SLURRY TANKER PROGRAMME



6 RANGES
MORE THAN
50 MODELS
MORE THAN
700 OPTIONS



Capacity from
2,490 to 25,810 L

JOSKIN


Strength of Experience

www.joskin.com

JOSKIN MODULO2

**The technical choice for a
judicious investment!**

**ME self-supporting structure
from 2,490 to 16,580 L**



MODULO2 6000 ME



MODULO2 14000 MEB



MODULO2 9000 ME



MODULO2 12000 MEB

The construction of the **JOSKIN** MODULO2 is modular and makes it a multifunctional vehicle. It is characterized by a self-supporting structure with reinforced and galvanized integral cradle under the tank. The tank is laid down on and welded to the integral cradle - on its width and length - on which the traction strains are focussed. The separate hitching gear is fixed to the cradle in two points that are 1000 mm away from each other, which makes the whole structure very steady. The reversible drawbar makes it easy to switch from high to low hitching. Moreover, it is designed to be fitted with different pump types (e.g. vacuum or volumetric pump) and to install suspension devices (cross-spring, hydropneumatic...). Combined to a particularly low centre of gravity, all these advantages offer an unmatched traction ease and driving stability.

The MODULO2 must absolutely be fitted with rear buttresses (option) when intending to hitch an injector or a spreading boom. Indeed, because of the integral cradle, some strains may be transferred onto the tank while working with a spreading tool. Buttresses have been especially designed to distribute the strains optimally, and they are welded at the back of the self-supporting structure in order to prevent the tank from being damaged. Besides, it is advisable to consult us in order to choose the tool that is most appropriate to your MODULO2.

The MODULO2 is available as single axle (2500 ME to 11000 ME) and double axle (8400 MEB to 16000 MEB), both bolted to the cradle.



Rear buttresses

Range table


Ask for our specific documentation: *Slurry Spreaders (40 pages) and Spreading Tools (20 pages)*

	2500 ME	3250 ME	4000 ME	5000 ME	6000 ME	7000 ME	8400 ME	9000 ME	10000 ME	11000 ME	8400 MEB	10000 MEB	12000 MEB	14000 MEB	16000 MEB
	Single axle										Double axle				
Std capacity (L)	2490	3250	4298	5147	6099	7172	8590	/	10175	11416	8590	10175	12485	14652	16580
Cap. + Recess (L)	/	/	/	/	5702	6716	8111	8950	9562	10700	/	/	11767	13852	15780
Tank Ø (mm)	1135	1135	1300	1300	1400	1500	1600	1800	1700	1800	1600	1700	1800	1900	1900
Std pump (l/min)	4000	4000	4000	5000	5000	5000	6500	8000	8000	8000	6500	8000	8000	8000	8000
Axle track (mm)	1500	1500	1500	1900	1900	1900	2000	2000	2000	2000	2000	1900	2000	2000	2000
□ axle (mm) / studs	60-6S	60-6S	70-6S	90-8S	90-8S	90-8S	100-8S	130-10S	130-10S	140-10S	2 x 90-8S	2 x 90-8S	2 x 100-8S	2 x 100-10S	2 x 100-10S
Brakes (mm)	250 x 60	250 x 60	300 x 60	350 x 60	350 x 60	350 x 60	350 x 60	406 x 120	406 x 120	406 x 120	350 x 60	350 x 60	350 x 60	400 x 80	406 x 120
Parking stand	Wheel	Wheel	Wheel	Wheel	Jack	Jack	Jack	Hydr. jack direct tractor	Hydr. jack direct tractor	Hydr. jack direct tractor	Jack	Hydr. jack direct tractor	Hydr. jack direct tractor	Hydr. jack direct tractor	Hydr. jack direct tractor

JOSKIN KOMFORT2

**The independent chassis:
ensured safety!**

**Universal chassis
from 8,590 to 16,580 L**



KOMFORT2 14000 TS

The **JOSKIN** KOMFORT2 is fitted with an independent chassis and a cross-spring hitching suspension protecting the tank from all strains. The reversible drawbar - inspired by the MODULO2 range - allows to set the compressor in perfectly horizontal position. Thanks to this configuration, the pump is better protected from shocks and is perfectly and completely lubricated. Moreover, different pump types can be mounted (e.g. vacuum or spiral pump).

Just as the tank, the independent chassis and the drawbar are fully galvanized. The universal chassis of the KOMFORT2 is the ideal solution to work with wide injectors.

According to the capacity, the KOMFORT2 is available as single axle (8400 S to 11000 S) or double axle (10000 TS to 16000 TS). The **JOSKIN** "Roll-Over" boggie is part of the standard equipment of the double-axle tankers.



KOMFORT2 11000 S



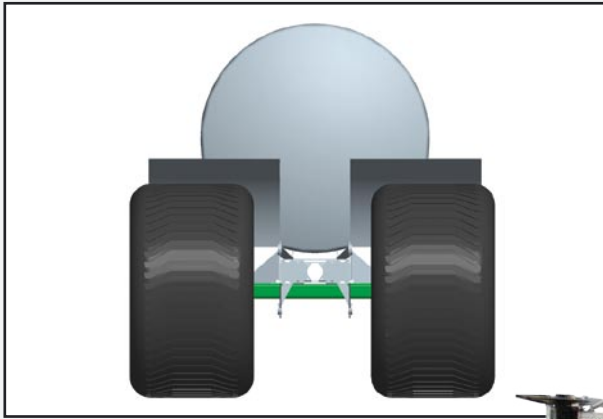
KOMFORT2 16000 TS

Range table

Ask for our specific documentation: *Slurry Spreaders (40 pages) and Spreading Tools (20 pages)*

	8400 S	10000 S	11000 S	10000 TS	12000 TS	14000 TS	16000 TS
	Single axle			Double axle			
Standard capacity (L)	8590	10175	11416	10175	12485	14652	16580
Capacity with recess (L)	8111	9562	10700	/	11767	13852	15780
Tank Ø (mm)	1600	1700	1800	1700	1800	1900	1900
Standard pump (l/min)	6500	8000	8000	8000	8000	8000	8000
Axle track (mm)	2000	2000	2000	1900	2000	2000	2000
□ axle (mm) / studs	100-8S	130-8S	140-10S	2 x 90-8S	2 x 100-8S	2 x 100-10S	2 x 130-10S
Brakes (mm)	350 x 60	406 x 120	406 x 140	350 x 60	350 x 60	400 x 80	406 x 120
Parking stand	Jack	Hydraulic jack direct tractor	Hydraulic jack direct tractor	Hydraulic jack direct tractor	Hydraulic jack direct tractor	Hydraulic jack direct tractor	Hydraulic jack direct tractor

JOSKIN COBRA



A spreader with narrow chassis designed for huge low-pressure tyres (1,052 to 1,080 mm wide)

Narrow universal chassis (600 mm) from 8,668 to 12,534 L



COBRA 10000 ES



COBRA 9000 ES



COBRA 11500 ES

The **JOSKIN** COBRA is a high-capacity compact single-axle spreader, appropriate for huge low-pressure tyres (up to Ø 1.86 x 1.08 m) with wheel recess. The independent supporting structure is made up of a narrow Universal chassis "addorsed" to the tank.

The high driveability of this vehicle is ensured by a short tank with large diameter.

The standard hitching fork is fitted with a lengthwise spring suspension. The chassis gets steadier as we move away from the resting points, i.e. the axle and the eyelet. The tank, which is reinforced on the whole length by welded brackets, is laid down on the chassis: it is therefore subjected to much less strains.

The "CARGO" drawbar is available in option.


Range table

Ask for our specific documentation: Slurry Spreaders (40 pages) and Spreading Tools (20 pages)

	9000 ES	10000 ES	11500 ES	13000 ES
Capacity (with recess) (L)	8668	9899	11200	12534
Tank Ø (mm)	1800	1800	1900	2000
Standard pump (l/min)	8000	8000	8000	8000
Axle track (mm)	2000	2000	2000	2000
□ axle (mm) / studs	130-10S	130-10S	140-10S	150-10S
Brakes (mm)	406 x 120	406 x 120	406 x 140	410 x 180
Parking stand	Hydraulic jack direct tractor	Hydraulic jack direct tractor	Hydraulic jack direct tractor	Hydraulic jack direct tractor

JOSKIN QUADRA

**High capacity on double axle
for all your intensive works !**



**Universal chassis
from 16,580 to 20,110 L**



QUADRA 20000 TS



QUADRA 20000 TS



QUADRA 16000 TS

The **JOSKIN** QUADRA is a double-axle vehicle clearly designed for intensive slurry spreading and transport works. The driving comfort is ensured by an overdimensioned chassis and a cross-spring hitching suspension (standard). The hydropneumatic suspension is also available in option, either while keeping the standard drawbar or replacing it by the CARGO V-shaped drawbar. In addition to the driving ease, the 150 mm cylinder course will allow you to modify the tank slope.

Despite the huge capacity of the QUADRA tankers, this type of vehicle keeps a relatively limited total length. Your vehicle will always be easy to handle, even though it is fitted with a rear implement.

The standard running gear is made up of the **JOSKIN** "Roll-Over" boggie, the rear free steering axle and the standard air brakes. There are many options available, such as the Hydro-Tandem hydraulic axle suspension and the self steering axle.

Its addorsed Universal chassis is designed to be fitted with a 4-point linkage to which any type of spreading tool can be hitched.

Range table

Ask for our specific documentation: Slurry Spreaders (40 pages) and Spreading Tools (20 pages)

	16000 TS	18000 TS	20000 TS
Standard capacity (L)	16580	18229	20110
Capacity with recess (L)	15780	17134	19000
Tank Ø (mm)	1900	2000	2100
Standard pump (l/min)	8000	8000	8000
Axle track (mm)	2100	2100	2100
□ axle (mm) / studs	2 x 130-10S	2 x 140-10S	2 x 140-10S
Brakes (mm)	406 x 120	406 x 120	406 x 120
Parking stand	Double-acting hydraulic skid direct connection tractor (built in drawbar)		

JOSKIN EUROLINER



**The transport tanker par excellence in triple axle ...
... at ease on the road and in fields!**

Universal chassis from 16,580 to 25,810 L



EUROLINER 24000 TRS



EUROLINER 22500 TRS



EUROLINER 26000 TRS

As a professional triple-axle slurry spreader, the EUROLINER is designed for farmers and contractors who wish to acquire a vehicle that can be used on the road and on agricultural ground. In this respect, the standard equipment of these vehicles is extensive and aims at a high safety and driving comfort level. The independent supporting structure is made up of a Universal chassis addorsed to the tank. The standard hitching fork with hydropneumatic suspension is combined to the "Hydro-Tridem" hydraulic axle suspension to provide the user with an outstanding driveability and a surprising agility in the fields. The tank, which is reinforced on the whole length by welded brackets, is laid down on the chassis and fixed on both sides: it is subjected to less strains.

The so-called **JOSKIN** "Hydro-Tridem" triple-axle concept is worth examining closer, as it combines the advantages of the leaf suspension (axles that can easily be pulled over obstacles) and the hydraulic suspension (high sensitivity and great 240 mm clearance). This system has a very high reactivity; as it is made up of two independent circuits, it provides the vehicle with an amazing side stability.

The hitching gear of the EUROLINER includes a hydropneumatic suspension offering the highest comfort and making it possible to change the tank slope. The sensor element of the self steering system is fixed in such a way that any change in direction is prevented when driving on bumps or out of a slope/hill.

Some will also choose to lift the front axle (option) in order to adjust the weight resting on the eyelet when emptying the tank.

Range table

Ask for our specific documentation: *Slurry Spreaders (40 pages) and Spreading Tools (20 pages)*

	16000 TRS	18000 TRS	20000 TRS	22500 TRS	24000 TRS	26000 TRS
Capacity (L)	16580	18229	20110	22640	24668	25810
Tank Ø (mm)	1900	2000	2100	2200	2300	2300
Standard pump (l/min)	8000	8000	8000	8000	8000	8000
Axle track (mm)	2100	2100	2100	2100	2100	2100
Axle (mm) / studs	3 x 130-10S	3 x 130-10S	3 x 130-10S	3 x 130-10S	3 x 140-10S	3 x 140-10S
Brakes (mm)	406 x 120	406 x 120	406 x 120	406 x 120	406 x 140	406 x 140
Parking stand	Double hydraulic stand direct tractor					

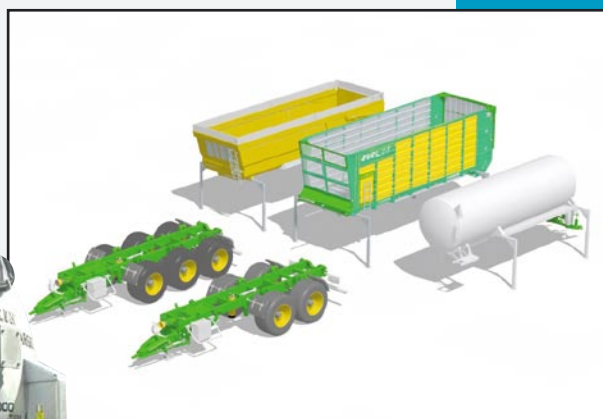
JOSKIN CARGO

The modular and multifunctional chassis!

NEW



CARGO TSM 6,60 + Vacu-CARGO 18000



**Modular chassis
from 16,450 to
25,970 L**

The **JOSKIN** CARGO is a modular carrier designed for 5 tool types, i.e. Vacu-CARGO slurry spreading tanks from 16,450 to 25,970 litres, all the **JOSKIN** spreading booms and injectors, the 40 and 45 m³ Silo-CARGO silage boxes, the Trans-CARGO tipping boxes from 19.4 to 26.7 m³ DIN and the 19 - 21 T Ferti-CARGO muck spreaders.

The main changes concern the chassis, the slurry tank and the tipping box. From now on, the rear linkage is not only fixed to the chassis but also to the tank. As a result, the tool is taken off in one stage instead of two (unhitching the rear implement before removing the tank). Moreover, the pump is not linked to the chassis anymore but bound with the tank (time saving when taking off the rear implement).

As the telescopic tipping cylinder is integrated to the chassis (option), the tipping body is the same as for the other agricultural tipping trailers. The time of the front cylinder and the sub-frame is therefore over.

The tools are simply fixed by means of the "Twist Lock" system, which is now standard mounted on the CARGO carriers.

The hydropneumatic drawbar is also standard fitted on all the CARGO chassis.

Concerning the other tools such as the silage box and the muck spreader, there is no change to point out.



Range table

	CARGO TSM Double axle			CARGO TRM Triple axle 6.60 m					CARGO TRM Triple axle 7.50 m		
	VACU 16000	VACU 18000	VACU 20000	VACU 16000	VACU 18000	VACU 20000	VACU 22500	VACU 24000	VACU 21000	VACU 23500	VACU 26000
Capacity (L)	16450	18237	20429	16450	18237	20429	22547	24753	21150	23531	25970
Tank Ø (mm)	1800	1900	2000	1800	1900	2000	2100	2200	1900	2000	2100
Standard pump (l/min)	Agri 72	Agri 72	Agri 72	Agri 72	Agri 72	Agri 72	Agri 72	Agri 72	Agri 72	Agri 72	Agri 72
Axle track (mm)	2100	2100	2100	2100	2100	2100	2100	2100	2100	2100	2100
□ axle (mm) / studs	140-10S	140-10S	140-10S	130-10S	130-10S	130-10S	130-10S	130-10S	140-10S	140-10S	140-10S
Brakes (mm)	406 x 140	406 x 140	406 x 140	406 x 120	406 x 120	406 x 120	406 x 120	406 x 120	406 x 140	406 x 140	406 x 140
Parking stand	Hydraulic stand hand pump			Double hydraulic stand					Double hydraulic stand		

JOSKIN

www-joskin-com

Complete range



MODULO2

from 2500ME to 16000MEB



MODULO2



KOMFORT2

from 8400S
to 16000TS



COBRA

from 9000ES
to 13000ES



QUADRA

from 16000TS
to 20000TS



EUROLINER


from 16000TRS
to 26000TRS

Ask for our specific documentation:
Slurry Spreaders (40 pages) and
Spreading Tools (20 pages)

Rue de Wergifosse, 39
B-4630 Soumagne - BELGIUM
Exit 37 Herve - Soumagne

Tel.: +32 (0) 43 77 35 45
Fax: +32 (0) 43 77 10 15
E-mail: info@joskin.com

Your local **JOSKIN** partner



©JOSKIN 07-2007. Non-contractual document. Data can change without notice. The pictures do not necessarily correspond to standard equipment.